



Product data sheet Antiwax forte




V 02 / 06.07.2016

Wetrok Antiwax forte

Basic and industrial cleaners



Recommended dosage (in cold water):

	Maintenance cleaning 0.05 l – 0.1 l / 10 l
	Intermediate cleaning 0.1 l – 0.2 l / 10 l
	Basic cleaning 3 l – 5 l / 10 l
	Wax removal 1 l – 3 l / 10 l

Benefits:

High-performance basic and industrial cleaner.
Ideal for removing oil, grease and industrial soiling.
Suitable for cleaning unsealed wooden floors.
Suitable for removing polymer and wax coatings.

Application:

For cleaning washable and solvent-resistant surfaces and floor coverings (PVC, natural and cast stone, clinker, natural rubber, etc.)

Please note:

Use a maximum 5% concentration of Wetrok Antiwax forte on varnished surfaces or elastomers (synthetic or natural rubber).

Properties:

Low lather
Slightly alkaline
Contains solvents

pH value of concentrate:



Important ingredients:

Surfactants, solvents, soap, fragrance

Storage/shelf life:

Store in original container in a cool, well-ventilated place.
Protect from frost. Keep container closed when not in use.
Shelf life (unopened): 24 months.

Recommended application methods:

Wet mopping (by hand)

Dust mop or dry vacuum the floor surface to remove dust. Soak mop with cleaning solution, wring out well and wet mop floor covering.

Scrub drying

Fill up the fresh water tank with the cleaning solution. Remove any loose dirt, and dust mop or dry vacuum the floor. Scrub dry the floor covering thoroughly with a scrubber-drier and suitable pad or brush.

Basic cleaning

Remove any loose dirt, and dust mop or dry vacuum the floor. Apply the basic cleaning solution to the surface, leave to act for 15 minutes without allowing to dry out! With a single-brush machine or automatic scrubber and a suitable pad or brush. Leave the solution to act for 10 minutes. Do not allow to dry out! Vacuum up the dissolved coating or soiling. Then rinse the floor covering well with clean water (up to approx. pH 7).