

## Dust-binding dusting (disposables)



**82525** Masslinn  
2000 roll



**80503** Micro-Flexo



**82530** Masslinn Dusty

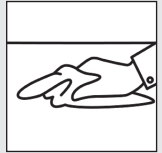


**80813** EasyCar office







**82003** Disposable  
Micro-Flexo covers





### Description

<b>Definition / objective</b>	<b>Removing loose dirt</b> from all surfaces with a <b>dust-binding cleaning cloth</b> . Suitable for smooth to slightly textured surfaces.
<b>Preparatory work</b>	Select suitable products to match the surface to be cleaned (type / square metres) and the type of soiling.
	Put up the warning sign.
<b>Main task</b>	Take a cloth or wiper from the pack and then tightly reseal the pack.
	Fold the cloth or attach the wiper to the dusting tool.
	Perform a dust-binding dusting of the surface.
	Change the cloth face when it gets dirty.
	Replace the cloth once all cloth areas have been used. Dispose of the wiper.
	Perform a visual check.
<b>Final steps</b>	Remove the warning sign.
	Dispose of any waste.
	Clean the cleaning equipment and replace as needed.
<b>Comments</b>	<ul style="list-style-type: none"> <li>- Wear the personal protective equipment (PPE) required by company regulations, safety data sheets and / or instructions for use.</li> <li>- Always check in advance which product meets your requirements (see Wetrok Cleaning &amp; Care Instructions).</li> <li>- Wetrok AG accepts no liability for damage caused by improper use or incorrect product selection.</li> </ul>