

General instructions for cleaning and care
















no. 81 Carpet (wool or mixed fibre)

**cleaning system without treatment
end of construction**

object _____
address _____
room classification _____

date _____
customer _____
representative _____

work process: select one work stage from each number

cleaning method	* recommendations chemical products	dosage	* recommendations pad / brush / mop / cloth	recommendations machine / tool	comments
1  brush vacuum cleaning				Karpawel Monovac / Picojet	for durable flooring only
1  dry vacuum cleaning			Dust roller nozzle Combi-nozzle	Monovac Scuba Twinvac	large areas: sweeping
1  vacuum sweeping			Carpet set - Twister	Speedmatic Twister Master Sweep Turbo Sweep	large areas: sweeping 2 m
2  chewing gum removal	Karpfrost Karpotek	100%		Monovac Scuba	repeat until clean 
3  stain removal	See cleaning instruction no 84				if needed
first protective treatment (with the same product as in interim cleaning)					
4  carpet pad method	Libero	100%	 Carpet pad	Monomatic LS Fixomat	for durable flooring only  
5  spraying	Libero	100%		Fixomat	if needed  

* basic treatment / structure: B: coated / C: waxed / D: oiled / E: sealed / F: untreated / G: maintenance care product / P: polishing / S: structured / V: heavily soiled

General instructions for cleaning and care

no. 81 Carpet (wool or mixed fibre)



maintenance cleaning

object _____

date _____







address _____

customer _____

room classification _____

representative _____

work process: select one work stage from each number

	cleaning method	frequency	* recommendations chemical products	dosage	* recommendations pad / brush / mop / cloth	recommendations machine / tool	comments
1	 brush vacuum cleaning	<input type="checkbox"/>			S S	Karpawel Monovac / Picojet	for durable flooring only
1	 dry vacuum cleaning	<input type="checkbox"/>			Dust roller nozzle Combi-nozzle	Monovac Scuba	large areas: sweeping
1	 vacuum sweeping	<input type="checkbox"/>			Carpet set - Twister	Speedmatic Twister Master Sweep Turbo Sweep	large areas: sweeping 2 m
2	 chewing gum removal	<input type="checkbox"/>	Karpfrost Karpotek	100%		Monovac Scuba	repeat until clean 
3	 stain removal	<input type="checkbox"/>	See cleaning instruction no 84				if needed

* basic treatment / structure: B: coated / C: waxed / D: oiled / E: sealed / F: untreated / G: maintenance care product / P: polishing / S: structured / V: heavily soiled

General instructions for cleaning and care

no. 81 Carpet (wool or mixed fibre)



interim cleaning

object _____

date _____






















address _____

customer _____

room classification _____

representative _____

work process: select one work stage from each number

	cleaning method	frequency	* recommendations chemical products	dosage	* recommendations pad / brush / mop / cloth	recommendations machine / tool	comments
1	 brush vacuum cleaning	<input type="checkbox"/>				Karpawel Monovac / Picojet	for durable flooring only
1	 dry vacuum cleaning	<input type="checkbox"/>			Dust roller nozzle Combi-nozzle	Monovac Scuba	large areas: sweeping
2	 stain removal	<input type="checkbox"/>	See cleaning instruction no 84				if needed
cleaning without maintenance							
3	 carpet pad method	<input type="checkbox"/>	Retex	3 - 10%	 Carpet pad	Monomatic LS Fixomat	for durable flooring only
3	 spray extraction, direct method	<input type="checkbox"/>	Retex Fomstop	3 - 10% 10 - 20%	Hard floor nozzle Spray nozzle for walls	Extravac	 
3	 wet shampooing	<input type="checkbox"/>	Shampoo	5 - 8%	 Shampooing brush	Monomatic LS Watertank	for durable flooring only  
4	 brush vacuum cleaning	<input type="checkbox"/>			Dust roller nozzle	Karpawel Monovac / Picojet	Always after shampooing, on a dry surface
cleaning with maintenance							
3	 carpet pad method	<input type="checkbox"/>	Libero	100%	 Carpet pad	Monomatic LS Fixomat	for durable flooring only
3	 spray extraction, direct method	<input type="checkbox"/>	Libero Fomstop	20% 10 - 20%	Hard floor nozzle Spray nozzle for walls	Extravac	carpet should be pretreated with Libero  
4	 spraying	<input type="checkbox"/>	Libero	100%		Fixomat	if needed  

General instructions for cleaning and care

no. 81 Carpet (wool or mixed fibre)



basic cleaning

object _____

date _____



















address _____

customer _____

room classification _____

representative _____

work process: select one work stage from each number

	cleaning method	frequency	* recommendations chemical products	dosage	* recommendations pad / brush / mop / cloth	recommendations machine / tool	comments
1	 brush vacuum cleaning	<input type="checkbox"/>				Karpawel Monovac / Picojet	for durable flooring only
1	 dry vacuum cleaning	<input type="checkbox"/>			Dust roller nozzle Combi-nozzle	Monovac Scuba	
2	 chewing gum removal	<input type="checkbox"/>	Karpfrost Karpotek	100%		Monovac Scuba	repeat until clean 
3	 stain removal	<input type="checkbox"/>	See cleaning instruction no 84				if needed
cleaning without maintenance							
4	 spray extraction, indirect method	<input type="checkbox"/>	Retex Fomstop	3 - 10% 10 - 20%	Hard floor nozzle Spray nozzle for walls	Extravac Fixomat	for durable flooring only  
4	 wet shampooing and spray extraction	<input type="checkbox"/>	Retex Shampoo Fomstop	3 - 10% 10 - 12% 10 - 20%	 Shampooing brush	Monomatic I Watertank Extravac	heavily soiled  
5	 spraying	<input type="checkbox"/>	Biosan	3%		Fixomat	if needed, bad smell could be removed with  
first protective treatment (with the same product as in interim cleaning)							
5	 spraying	<input type="checkbox"/>	Libero	100%		Fixomat	if needed  

* basic treatment / structure: B: coated / C: waxed / D: oiled / E: sealed / F: untreated / G: maintenance care product / P: polishing / S: structured / V: heavily soiled

General instructions for cleaning and care

no. 81 Carpet (wool or mixed fibre)



Information about the flooring



Wetrok AG cannot accept any liability for damages due to improper use.
For security information, see the safety data sheet at www.wetrok.ch.
Wear protection: gloves, safety goggles, work clothes
Follow the information and remarks on the label, product data sheet and material safety data sheet.
The product data sheet describes the product and gives information about its application, storage. See www.wetrok.ch
The recommended colours of pad and brushes consist to the actual wWetrok product range
Follow the special cleaning and care instructions of the floor manufacturer
The cleaning and care instructions are recommendations and suggestions and apply to floorings in object quality.



Textile floor coverings made from natural fibres or blended yarn (natural and synthetic fibres) require very careful cleaning. Minimal use of mechanical devices!
Natural fibres such as linen, jute, coconut matting, silk, sisal and wool are mostly insensitive to water.
Acetate, jute, camel hair, silk and wool, among others, are alkaline sensitive.
Acetate, wool, polyamide, among others, are acid sensitive.
Acetate (acetone) and polyacrylic, among others, are solvent sensitive.
Remove stains as quickly as possible. Fresh stains are easier to remove than old ones.



Before wet cleaning, check whether the underside, the backing material and the base material are insensitive to water.
Take care when wet cleaning raised floors and use very little cleaning solution.
Turn off in-floor heating 24 hours before wet cleaning.
Depending on the manufacturing process and the surface, a distinction is made between loop fabric (Reps, Berber, bouclé), cut pile (velour) and needle felt.
The materials used (pile fabric, base material, backing material) determine the system used to clean textile floor coverings.
Distinguishing feature: fire assay: scrape off and set fire to a little fibrous material: wool smells like burnt hair and synthetic fibres melt.



Vacuum textile floors before each cleaning.
Cleaning agents and surface treatments may alter the appearance and properties of a floor's surface.
Test on an inconspicuous spot to find which product is suitable for your requirements.
Test beforehand on an inconspicuous spot to see if the cleaning agent or surface treatment damages the floor.
Dirt-trapping zones, incl. dirt-trapping mats (Wetrok Gardamat) in the entrance, at least 7m long, greatly reduce the amount of dirt tracked into the building.

If you have any questions, please don't hesitate to contact us.
For training courses, contact the Wetrok Academy, tel. +41 (0)43 255 51 43 or academy@wetrok.ch.