

# General instructions for cleaning and care























## no.9 PVC with electrostatic properties (conductive/antistatic)

**cleaning system without treatment  
end of construction**

object \_\_\_\_\_  
address \_\_\_\_\_  
room classification \_\_\_\_\_

date \_\_\_\_\_  
customer \_\_\_\_\_  
representative \_\_\_\_\_

work process: select one work stage from each number

cleaning method	* recommendations chemical products	dosage	* recommendations pad / brush / mop / cloth	recommendations machine / tool	comments
1  dry vacuum cleaning			<b>Dust roller nozzle</b> <b>Neverclog filter without ring</b> <b>Filter bag with ring</b>	<b>Twinvac /</b> Duovac / Silento /	large areas: sweeping
2  dusting damp mopping			<b>Masslinn 2000/Floorwit white</b>	<b>Balit Varifix/</b> Balit/	
<b>cleaning without maintenance care product (if coating follows)</b>					
3  wet mopping direct method	<b>Ecofloor</b> V <b>Antiwax forte</b>	<b>0.5 - 1%</b> 2 - 5%	<b>Micro-Mop Top/</b> Microsol mop/	<b>Socar / Drewell</b>	
3  scrubber drying direct method	<b>Ecofloor</b> V <b>Antiwax forte</b>	<b>0.5 - 1%</b> 2 - 5%	 <b>Pad red/</b> V  <b>Pad blue/</b>	<b>Duomatic / Laser</b> Mambo / Samba Sprinter / iMatic	
3  wet scrubbing and wet vacuuming	<b>Antiwax forte</b> Remat	<b>2 - 5%</b> 1 - 5%	 <b>Pad blue/</b> V  <b>Pad green/</b>	<b>Monomatic LS /</b> <b>Watertank</b> <b>Duovac /</b>	heavily soiled  
<b>cleaning with maintenance care (first protective treatment with same product as in maintenance cleaning)</b>					
4  wet mopping direct method	<b>Redur</b>	<b>1%</b>	<b>Flat mop/</b> Mop Microbrush/	<b>Socar / Drewell</b>	
4  scrubber drying direct method	<b>Redur</b>	<b>1%</b>	 <b>Pad red/</b>	<b>Duomatic / Laser</b> Mambo / Samba Sprinter / iMatic	
4  spray cleaning full spray	<b>Polyspray</b>	<b>100%</b>	 <b>Pad red/</b> P  <b>Pad yellow/</b>	<b>Monomatic DS /</b> <b>Spray unit</b>	after polishing 

\* basic treatment / structure: B: coated / C: waxed / D: oiled / E: sealed / F: untreated / G: maintenance care product / P: polishing / S: structured / V: heavily soiled

**important:** When spray cleaning, you should change your pad often

# General instructions for cleaning and care

## no.9 PVC with electrostatic properties (conductive/antistatic)



### maintenance cleaning

object \_\_\_\_\_

date \_\_\_\_\_












address \_\_\_\_\_

customer \_\_\_\_\_

room classification \_\_\_\_\_

representative \_\_\_\_\_

work process: select one work stage from each number

cleaning method	frequency	recommendations * chemical products	dosage	recommendations * pad / brush / mop / cloth	recommendations machine / tool	comments
1  dusting damp mopping	<input type="checkbox"/>			V <b>Masslinn 2000/Floorwit white</b> Synthetic fur Multi squeegee/	<b>Balit Varifix/</b> Balit/	
2  chewing gum removal	<input type="checkbox"/>	<b>Karpfrost</b> Karpotek	<b>100%</b>			if needed 
<b>cleaning without maintenance</b>						
3  wet mopping direct method	<input type="checkbox"/>	V <b>Ecofloor</b> Antiwax forte	<b>0.5 - 1%</b> 0.5 - 1%	<b>Mop Microbrush/</b> Micro-Mop Top/ Mop Variwet	<b>Wetbox system</b> Socar / Drewell Variwet / B. Varifix	
3  scrubber drying direct method	<input type="checkbox"/>	V <b>Ecofloor</b> Libero Antiwax forte	<b>0.5 - 1%</b> 0.5 - 3% 0.5 - 1%	● <b>Pad red/</b>	<b>Duomatic / Laser</b> Mambo / Samba Sprinter / iMatic	
<b>cleaning with maintenance</b>						
3  wet mopping direct method	<input type="checkbox"/>	<b>Redur</b>	<b>1%</b>	<b>Mop Microbrush/</b> Micro-Mop Top/ Mop Variwet	<b>Wetbox system</b> Socar / Drewell Variwet / B. Varifix	
3  scrubber drying direct method	<input type="checkbox"/>	<b>Redur</b>	<b>1%</b>	● <b>Pad red/</b>	<b>Duomatic / Laser</b> Mambo / Samba Sprinter / iMatic	
3  spray cleaning partial spray	<input type="checkbox"/>	<b>Polyspray</b>	<b>100%</b>	● <b>Pad red/</b> P ● <b>Pad yellow/</b>	<b>Monomatic DS /</b> <b>Spray unit</b>	after polishing 

\* basic treatment / structure: B: coated / C: waxed / D: oiled / E: sealed / F: untreated / G: maintenance care product / P: polishing / S: structured / V: heavily soiled

**important:** When spray cleaning, you should change your pad often

# General instructions for cleaning and care

## no.9 PVC with electrostatic properties (conductive/antistatic)



### interim cleaning

object \_\_\_\_\_

date \_\_\_\_\_

















address \_\_\_\_\_

customer \_\_\_\_\_

room classification \_\_\_\_\_

representative \_\_\_\_\_

work process: select one work stage from each number

	cleaning method	frequency	recommendations * chemical products	dosage	recommendations * pad / brush / mop / cloth	recommendations machine / tool	comments
1	 dusting damp mopping	<input type="checkbox"/>			<b>Masslinn 2000/Floorwit white</b> Synthetic fur	<b>Balit Varifix/</b> Balit/	
1	 dry vacuum cleaning	<input type="checkbox"/>			V <b>Dust roller nozzle</b>	<b>Monovac /</b> Scuba	
2	 chewing gum removal	<input type="checkbox"/>	<b>Karpfrost</b> Karpotek	<b>100%</b>			if needed 
<b>cleaning without maintenance</b>							
3	 wet mopping indirect method	<input type="checkbox"/>	<b>Antiwax forte</b>	<b>2 - 5%</b>	<b>Mop Microbrush/</b> Micro-Mop Top/ Mop Variwet	<b>Wetbox system</b> Socar / Drewell	 
3	 scrubber drying indirect method	<input type="checkbox"/>	<b>Antiwax forte</b>	<b>2 - 5%</b>	V  <b>Pad red/</b>  <b>Pad blue/</b>	<b>Duomatic / Laser</b> Mambo / Samba Sprinter / iMatic	 
<b>cleaning with maintenance</b>							
3	 spray cleaning full spray	<input type="checkbox"/>	<b>Polyspray</b>	<b>100%</b>	P  <b>Pad red/</b>  <b>Pad yellow/</b>	<b>Monomatic DS /</b> <b>Spray unit</b>	after polishing 

\* basic treatment / structure: B: coated / C: waxed / D: oiled / E: sealed / F: untreated / G: maintenance care product / P: polishing / S: structured / V: heavily soiled

**important:** When spray cleaning, you should change your pad often  
For initial cleaning after interim cleaning, see "initial cleaning".

# General instructions for cleaning and care

## no.9 PVC with electrostatic properties (conductive/antistatic)



### basic cleaning

object \_\_\_\_\_

date \_\_\_\_\_



















address \_\_\_\_\_

customer \_\_\_\_\_

room classification \_\_\_\_\_

representative \_\_\_\_\_

work process: select one work stage from each number

	cleaning method	frequency	* recommendations chemical products	dosage	* recommendations pad / brush / mop / cloth	recommendations machine / tool	comments
1	 dusting damp mopping	<input type="checkbox"/>			V Masslinn 2000/Floorwit white Synthetic fur Multi squeegee/	Balit Varifix/ Balit/	
1	 dry vacuum cleaning	<input type="checkbox"/>			V Dust roller nozzle	Monovac / Scuba	
2	 chewing gum removal	<input type="checkbox"/>	Karpfrost Karpotek	100%			if needed 
<b>cleaning without maintenance</b>							
3	 wet scrubbing and wet vacuuming	<input type="checkbox"/>	Remat forte Remat	10 - 20% 10 - 20%	V ● Pad green/ ● Pad black/	Monomatic I / Wassertank Duovac /	  
3	 scrubber drying indirect method	<input type="checkbox"/>	Remat forte Remat	10 - 20% 10 - 20%	V ● Pad green/ ● Pad black/	Duomatic / Laser Mambo / Samba Sprinter / iMatic	   
3	 spray cleaning full spray	<input type="checkbox"/>	Antiwax forte	30 - 50%	● Pad green/	Monomatic I / Spray unit	
4	rinsing 	<input type="checkbox"/>	pure water		● Pad green/ ● Microsol fibre pad/	Monomatic I / Duovac / Duomatic / Laser	 

\* basic treatment / structure: B: coated / C: waxed / D: oiled / E: sealed / F: untreated / G: maintenance care product / P: polishing / S: structured / V: heavily soiled

### important:

change pad often

Use a coin or a key to do a scratch test, to check if all the protective coating has been removed.

When white abrasion occurs, carry out a full clean to remove all the protective coating

For initial cleaning after basic cleaning, see "initial cleaning".

## General instructions for cleaning and care

### no.9 PVC with electrostatic properties (conductive/antistatic)



#### Information about the flooring




Wetrok AG cannot accept any liability for damages due to improper use.  
For security information, see the safety data sheet at [www.wetrok.ch](http://www.wetrok.ch).  
Wear protection: gloves, safety goggles, work clothes  
Follow the information and remarks on the label, product data sheet and material safety data sheet.  
The product data sheet describes the product and gives information about its application, storage. See [www.wetrok.ch](http://www.wetrok.ch)  
The recommended colours of pad and brushes consist to the actual wWetrok product range  
Follow the special cleaning and care instructions of the floor manufacturer  
The cleaning and care instructions are recommendations and suggestions and apply to floorings in object quality.



**PVC floor coverings are sensitive to certain solvents such as ketone, ester and chlorinated hydrocarbon.**  
**Adequate humidity, i.e. at least 50% relative humidity, must be provided in rooms with floor coverings with electrostatic charges.**

PVC floor coverings are sensitive to cigarette burns, glowing cigarettes and deposit marks.  
PVC floor coverings are very resistant to strong alkalines and acids.  
Fat-soluble colorants such as shoe polish or asphalt can penetrate into PVC floor coverings: diffusion  
The leakage resistance of antistatic floor coverings must be measured and recorded before and after basic cleaning.  
It is recommended to check the leakage resistance approximately one week after maintenance cleaning.



PVC is a synthetic covering made from polyvinylchloride (PVC), softeners, fillers and colour pigments.  
Homogeneous PVC floor coverings consist of one or more layers with the same composition.  
Heterogeneous PVC floor coverings consist of several layers with the same basic materials but with a different composition.  
Distinguishing feature: fire assay with a glowing hot needle in an inconspicuous place: the needle penetrates, acrid smell, crater cannot be removed with fingers.



Remove loose dirt before every cleaning, damp mop smooth floors and vacuum structured floors.  
Cleaning agents and surface treatments may alter the appearance and properties of a floor's surface.  
Test on an inconspicuous spot to find which product is suitable for your requirements.  
Test beforehand on an inconspicuous spot to see if the cleaning agent or surface treatment damages the floor.  
Dirt-trapping zones, incl. dirt-trapping mats (Wetrok Gardamat) in the entrance, at least 7m long, greatly reduce the amount of dirt tracked into the building.

If you have any questions, please don't hesitate to contact us.  
For training courses, contact the Wetrok Academy, tel. +41 (0)43 255 51 43 or [academy@wetrok.ch](mailto:academy@wetrok.ch).

**Wetrok AG** Steinackerstrasse 62, CH-8302 Kloten, Tel +41 (0)43 255 51 51, [info@wetrok.ch](mailto:info@wetrok.ch), [www.wetrok.ch](http://www.wetrok.ch), [www.wetrok.com](http://www.wetrok.com)