

General instructions for cleaning and care

no.38 Washed-out concrete






















**cleaning system without treatment
end of construction**

object _____
address _____
room classification _____

date _____
customer _____
representative _____

work process: select one work stage from each number

	cleaning method	* recommendations chemical products	dosage	* recommendations pad / brush / mop / cloth	recommendations machine / tool	comments		
1	 dry vacuum cleaning			Dust roller nozzle Neverclog filter without ring Filter bag with ring	Twinvac / Duovac / Silento /			
1	 brush vacuum cleaning				Picojet			
1	 vacuum sweeping				Speedmatic Twister Turbo Sweep	large areas: <table border="1" data-bbox="1995 699 2072 772"><tr><td>2</td></tr><tr><td>m</td></tr></table>	2	m
2								
m								
2	 chewing gum removal	Karpfrost Karpotek	100%		Monovac / Scuba	if needed <table border="1" data-bbox="1995 802 2072 876"><tr><td></td></tr></table>		
								
cleaning without maintenance								
3	 dry scrubbing and dry vacuuming			⊙ Scrubbing brush washbeton/ V ⊙ Scrubbing brush Supernylon/	Monomatic I / Suction ring Monom Duovac /	if needed <table border="1" data-bbox="2094 930 2170 1003"><tr><td></td></tr></table>		
								
3	 wet scrubbing and wet vacuuming	Ecofloor V Reshine V Antiwax forte	0.5 - 1% 3 - 5% 2 - 5%	⊙ Scrubbing brush washbeton/ V ⊙ Scrubbing brush Supernylon/	Monomatic I / Watertank Duovac /	heavily soiled <table border="1" data-bbox="1995 1026 2170 1099"><tr><td></td><td></td></tr></table>		
								
4	 stain removal	See cleaning instruction no 41				if needed attention: modification of surface		

* basic treatment / structure: B: coated / C: waxed / D: oiled / E: sealed / F: untreated / G: maintenance care product / P: polishing / S: structured / V: heavily soiled

General instructions for cleaning and care

no.38 Washed-out concrete



maintenance cleaning

object _____

date _____










address _____

customer _____

room classification _____

representative _____

work process: select one work stage from each number

	cleaning method	frequency	recommendations * chemical products	dosage	recommendations * pad / brush / mop / cloth	recommendations machine / tool	comments	
1	 dry vacuum cleaning	<input type="checkbox"/>			S Dust roller nozzle	Monovac / Scuba		
1	 brush vacuum cleaning	<input type="checkbox"/>				Karpawel Picojet		
1	 vacuum sweeping	<input type="checkbox"/>				Speedmatic Twister Master Sweep Turbo Sweep	large areas: <table border="1" data-bbox="1989 659 2067 730"><tr><td>2 m</td></tr></table>	2 m
2 m								
2	 chewing gum removal	<input type="checkbox"/>	Karpfrost Karpotek	100% 100%	Microwit SOFT/ Microwit FINE	Monovac / Scuba	if needed <table border="1" data-bbox="1989 754 2067 826"><tr><td></td></tr></table>	
								
cleaning without maintenance								
3	 stain removal	<input type="checkbox"/>	See cleaning instruction no 84					
4	 scrubber drying direct method	<input type="checkbox"/>	Ecofloor Libero	0.5 - 1% 0.5 - 3%	⊙ Scrubbing brush PP/ ⊙ Scrubbing brush Supernylon/	Duomatic / Laser Sprinter / iMatic	if needed	

* basic treatment / structure: B: coated / C: waxed / D: oiled / E: sealed / F: untreated / G: maintenance care product / P: polishing / S: structured / V: heavily soiled

General instructions for cleaning and care

no.38 Washed-out concrete



interim cleaning

object _____

date _____
























address _____

customer _____

room classification _____

representative _____

work process: select one work stage from each number

	cleaning method	frequency	* recommendations chemical products	dosage	* recommendations pad / brush / mop / cloth	recommendations machine / tool	comments		
1	 brush vacuum cleaning	<input type="checkbox"/>				Picojet			
1	 dry vacuum cleaning	<input type="checkbox"/>			S Dust roller nozzle	Monovac / Scuba			
1	 vacuum sweeping	<input type="checkbox"/>				Speedmatic Twister Turbo Sweep	large areas: <table border="1" data-bbox="1995 660 2069 735"> <tr> <td>2</td> <td>m</td> </tr> </table>	2	m
2	m								
2	 chewing gum removal	<input type="checkbox"/>	Karpfrost Karpotek	100%		Monovac / Scuba	if needed <table border="1" data-bbox="1995 761 2069 836"> <tr> <td></td> </tr> </table>		
									
3	 stain removal	<input type="checkbox"/>	Karpotek Karpex	100% 3 - 10%	Microwit SOFT/ Microwit FINE Wiwit/	Twinvac /	repeat until clean		
cleaning without maintenance									
4	 wet shampooing and wet vacuuming	<input type="checkbox"/>	Shampoo	5 - 8%	⊙ Shampooing brush/ ⊙ Shampooing brush hard/	Monomatic I / Watertank Duovac /	<table border="1" data-bbox="2078 995 2168 1070"> <tr> <td></td> </tr> </table>		
									
4	 spray extraction, direct method	<input type="checkbox"/>	Karpex	3 - 10%	Hard floor nozzle Spray nozzle for walls	Extravac /	<table border="1" data-bbox="2078 1096 2168 1171"> <tr> <td></td> </tr> </table>		
									
5	 wet mopping direct method	<input type="checkbox"/>	Biosan	3%	Mop Microbrush/ Flat mop/	Socar / Drewell Wetcar / Drewell	if needed, bad smell could be removed with <table border="1" data-bbox="1995 1197 2069 1272"> <tr> <td></td> </tr> </table> <table border="1" data-bbox="2078 1197 2168 1272"> <tr> <td></td> </tr> </table>		
									
									

* basic treatment / structure: B: coated / C: waxed / D: oiled / E: sealed / F: untreated / G: maintenance care product / P: polishing / S: structured / V: heavily soiled

General instructions for cleaning and care

no.38 Washed-out concrete



basic cleaning

object _____

date _____



















address _____

customer _____

room classification _____

representative _____

work process: select one work stage from each number

	cleaning method	frequency	recommendations * chemical products	dosage	recommendations * pad / brush / mop / cloth	recommendations machine / tool	comments	
1	 brush vacuum cleaning	<input type="checkbox"/>				Karpawel Picojet		
1	 dry vacuum cleaning	<input type="checkbox"/>			S Dust roller nozzle	Monovac / Scuba		
1	 vacuum sweeping	<input type="checkbox"/>				Speedmatic Twister Turbo Sweep	large areas: <table border="1" data-bbox="1993 654 2072 726"><tr><td>2 m</td></tr></table>	2 m
2 m								
2	 chewing gum removal	<input type="checkbox"/>	Karpfrost Karpotek	100%		Monovac / Scuba	if needed	
3	 stain removal	<input type="checkbox"/>	Karpotek Karpex	100% 3 - 10%	Microwit SOFT/ Microwit FINE Wiwit/	Twinvac /	repeat until clean 	
cleaning without maintenance								
4	 wet scrubbing and wet vacuuming	<input type="checkbox"/>	Reshine V Antiwax forte B Relino	3 - 5% 2 - 5% 20 - 50%	⊙ Scrubbing brush washbeton/ V ⊙ Scrubbing brush Supernylon/	Monomatic I / Watertank Duovac /	heavily soiled  	
4	 wet scrubbing	<input type="checkbox"/>	Karpex	3 - 10%	⊙ Shampooing brush/ V ⊙ Shampooing brush hard/	Monomatic I / Watertank		
5	rinsing   	<input type="checkbox"/>	pure water			Extravac /		
6	 wet mopping direct method	<input type="checkbox"/>	Biosan	3%	Mop Microbrush/ Flat mop/	Socar / Drewell Wetcar / Drewell	if needed, bad smell could be removed with  	

* basic treatment / structure: B: coated / C: waxed / D: oiled / E: sealed / F: untreated / G: maintenance care product / P: polishing / S: structured / V: heavily soiled

General instructions for cleaning and care

no.38  **Washed-out concrete**



protective treatment

object _____

date _____



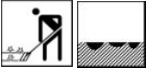

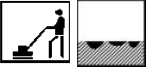


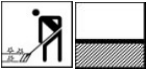


address _____

customer _____

room classification _____

representative _____

work process: select one work stage from each number

	cleaning method	* recommendations chemical products	dosage	* recommendations pad / brush / mop / cloth	recommendations machine / tool	comments
1	 brush vacuum cleaning				Karpawel Picojet	
1	 dry vacuum cleaning			S Dust roller nozzle	Monovac / Scuba	
 pore filling (only if necessary)						
2	 pore filling	F Porosol	100%	Flat mop/ Cover for Florfix	Drewell/ Florfix/	If necessary, one layer on porous surface 
3	 pore filling			⊙ Scrubbing brush washbeton/	Monomatic LS /	 
 coating						
3	 coating	Stoner	100%	⊙ Scrubbing brush washbeton/	Monomatic LS / Spray unit	If necessary, one layer on porous surface  

* basic treatment / structure: B: coated / C: waxed / D: oiled / E: sealed / F: untreated / G: maintenance care product / P: polishing / S: structured / V: heavily soiled

important: if needed
before protective treatment: the floor must be perfectly stripped, thoroughly rinsed and completely dry!
Process treatment of protection: see description of method

General instructions for cleaning and care


no.38 Washed-out concrete



Information about the flooring



Wetrok AG cannot accept any liability for damages due to improper use.
For security information, see the safety data sheet at www.wetrok.ch.
Wear protection: gloves, safety goggles, work clothes
Follow the information and remarks on the label, product data sheet and material safety data sheet.
The product data sheet describes the product and gives information about its application, storage. See www.wetrok.ch
The recommended colours of pad and brushes consist to the actual wWetrok product range
Follow the special cleaning and care instructions of the floor manufacturer
The cleaning and care instructions are recommendations and suggestions and apply to floorings in object quality.



Washed concrete is acid sensitive. Soak the joints well before using acidic cleaners.
Cement floors are sensitive to strong acids and strongly alkaline cleaners.



Washed concrete is cast without joints or with expansion joints in the object and laid either washed out or as finished slabs.
Washed concrete mostly consists of pebbles, sand and cement.
The colour and the appearance of the stone varies depending on its origin.
Washed concrete is cast without joints or with expansion joints in the object and laid either washed out or as finished slabs.
The still wet washed concrete is washed out with water. The pebbles emerge and a structured surface is formed.
Cement mortar consists of Portland cement and sand.



Vacuum textile floors before each cleaning.
Cleaning agents and surface treatments may alter the appearance and properties of a floor's surface.
Test on an inconspicuous spot to find which product is suitable for your requirements.
Test beforehand on an inconspicuous spot to see if the cleaning agent or surface treatment damages the floor.
Dirt-trapping zones, incl. dirt-trapping mats (Wetrok Gardamat) in the entrance, at least 7m long, greatly reduce the amount of dirt tracked into the building.

If you have any questions, please don't hesitate to contact us.
For training courses, contact the Wetrok Academy, tel. +41 (0)43 255 51 43 or academy@wetrok.ch.