

General instructions for cleaning and care

no.51 Wood or cork parquet (sealed)

























**cleaning system with treatment
end of construction**

object _____
address _____
room classification _____

date _____
customer _____
representative _____

work process: select one work stage from each number

	cleaning method	recommendations * chemical products	dosage	* recommendations pad / brush / mop / cloth	recommendations machine / tool	comments
1	 dry vacuum cleaning			Dust roller nozzle Neverclog filter without ring Filter bag with ring	Twinvac / Duovac / Monovac /	
2	 dusting damp mopping			V Masslinn 2000/Floorwit white Multi squeegee/	Balit Varifix/ Balit/	
cleaning without maintenance						
3	 wet mopping direct method	Ecofloor V Reshine V Antiwax forte	0.5 - 1% 3 - 5% 2 - 5%	Micro-Mop Top/ Microsol mop/	Socar / Drewell	 
3	 scrubber drying direct method	Ecofloor V Reshine V Antiwax forte	0.5 - 1% 3 - 5% 2 - 5%	● Pad red/ V ● Microsol fibre pad/	Duomatic / Laser Mambo / Samba Sprinter / iMatic	
3	  wet scrubbing and wet vacuuming	Reshine Polex V Antiwax forte	3 - 5% 2 - 4% 2 - 5%	● Pad red/ V ● Microsol fibre pad/	Monomatic I / Watertank Duovac /	heavily soiled   
cleaning with maintenance care (first protective treatment with same product as in maintenance cleaning)						
4	 wet mopping direct method	Redur F Brill	3% 3 - 5%	Flat mop/ Micro-Mop Top/	Socar / Drewell	 
4	 scrubber drying direct method	Redur F Brill	3% 3 - 5%	● Pad red/ ● Pad blue/	Duomatic / Laser Mambo / Samba Sprinter / iMatic	
4	 spray cleaning full spray	Waxspray Elfspray Polish	100% 100% 33%	● Pad red/ P ● Pad yellow/	Monomatic DS / Spray unit	after polishing 
first protective treatment (with the same product as in maintenance cleaning)						
4	  waxing	Polish	100%	P ● Cover for Florfix ● Pad yellow/	Florfix/ Monomatic HS / Buket plast 22l	if needed 

* basic treatment / structure: B: coated / C: waxed / D: oiled / E: sealed / F: untreated / G: maintenance care product / P: polishing / S: structured / V: heavily soiled

General instructions for cleaning and care

no.51 Wood or cork parquet (sealed)



maintenance cleaning

object _____

date _____






















address _____

customer _____

work process: select one work stage from each number

room classification _____

representative _____

	cleaning method	frequency	* recommendations chemical products	dosage	* recommendations pad / brush / mop / cloth	recommendations machine / tool	comments
1	 dusting damp mopping	<input type="checkbox"/>			Masslinn 2000/Floorwit white Synthetic fur	Balit Varifix/ Balit/	
2	 chewing gum removal	<input type="checkbox"/>	Karpfrost Karpotek	100%			if needed 
cleaning without maintenance							
3	 wet mopping direct method	<input type="checkbox"/>	Ecofloor Reshine Alcosal	0.5 - 1% 1 - 2% 1 - 2%	Micro-Mop Top/ Mop Microbrush/ Mop Variwet	Wetbox system Socar / Drewell Variwet / B. Varifix	 
3	 scrubber drying direct method	<input type="checkbox"/>	Ecofloor Reshine	0.5 - 1% 1 - 2%	 Pad red/  Microsol fibre pad/	Duomatic / Laser Mambo / Samba Sprinter / iMatic	
cleaning with maintenance							
3	 wet mopping direct method	<input type="checkbox"/>	Redur F Brill	1% 1 - 2%	Micro-Mop Top/ Mop Microbrush/ Mop Variwet	Wetbox system Socar / Drewell Variwet / B. Varifix	 
3	 scrubber drying direct method	<input type="checkbox"/>	Redur Libero F Brill	1% 0.5 - 3% 1 - 2%	 Pad red/  Microsol fibre pad/	Duomatic / Laser Mambo / Samba Sprinter / iMatic	
3	 spray cleaning partial spray	<input type="checkbox"/>	Waxspray Elfspray C Polish	100% 100% 33%	 Pad red/ P  Pad yellow/	Monomatic DS / Spray unit	after polishing 

* basic treatment / structure: B: coated / C: waxed / D: oiled / E: sealed / F: untreated / G: maintenance care product / P: polishing / S: structured / V: heavily soiled

important: When spray cleaning, you should change your pad often

General instructions for cleaning and care

no.51 Wood or cork parquet (sealed)



interim cleaning

object _____

date _____



















address _____

customer _____

room classification _____

representative _____

work process: select one work stage from each number

	cleaning method	frequency	* recommendations chemical products	dosage	* recommendations pad / brush / mop / cloth	recommendations machine / tool	comments
1	 dusting damp mopping	<input type="checkbox"/>			Masslinn 2000/Floorwit white Synthetic fur	Balit Varifix/ Balit/	
1	 dry vacuum cleaning	<input type="checkbox"/>			V Dust roller nozzle	Monovac / Scuba	
1	 vacuum sweeping sweeping	<input type="checkbox"/>				Speedmatic Twister Turbo Sweep	large areas: <input type="checkbox"/> 2 m
2	 chewing gum removal	<input type="checkbox"/>	Karpfrost Karpotek	100%			if needed <input type="checkbox"/>
cleaning without maintenance							
3	 wet mopping indirect method	<input type="checkbox"/>	Reshine G Antiwax forte	3 - 5% 2 - 5%	Micro-Mop Top/ Mop Microbrush/ Flat mop/	Wetbox system Socar / Drewell	  
3	 scrubber drying indirect method	<input type="checkbox"/>	Reshine G Antiwax forte	3 - 5% 2 - 5%	 Pad red/ V  Pad blue/ V  Microsol fibre pad/	Duomatic / Laser Mambo / Samba Sprinter / iMatic	  
cleaning with maintenance							
3	 spray cleaning full spray	<input type="checkbox"/>	Waxspray Elfspray C Polish	100% 100% 33%	 Pad red/ P  Pad yellow/	Monomatic DS / Spray unit	after polishing <input type="checkbox"/>

* basic treatment / structure: B: coated / C: waxed / D: oiled / E: sealed / F: untreated / G: maintenance care product / P: polishing / S: structured / V: heavily soiled

important: For initial cleaning after interim cleaning, see "initial cleaning".
When spray cleaning, you should change your pad often

General instructions for cleaning and care


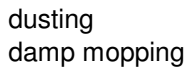






























no.51 Wood or cork parquet (sealed)



basic cleaning

object _____ date _____
 address _____ customer _____
 room classification _____ representative _____

work process: select one work stage from each number

	cleaning method	frequency	* recommendations chemical products	dosage	* recommendations pad / brush / mop / cloth	recommendations machine / tool	comments
1	 dusting  damp mopping	<input type="checkbox"/>			Masslinn / Floorwit Synthetic fur	Balit Varifix/	
1	 dry vacuum cleaning	<input type="checkbox"/>			S S Dust roller nozzle	Monovac / Scuba	
2	 chewing gum removal	<input type="checkbox"/>	Karpotek Karpfrost	100%			if needed 
cleaning without maintenance							
3	 wet scrubbing and wet vacuuming	<input type="checkbox"/>	C Antiwax forte C Relino Antiwax forte	30 - 50% 20 - 50% 10 - 30%	B  Pad blue/  Microsol fibre pad/	Monomatic I / Watertank Duovac /	   
3	 scrubber drying indirect method	<input type="checkbox"/>	C Antiwax forte C Relino Antiwax forte	30 - 50% 20 - 50% 10 - 30%	B  Pad blue/  Microsol fibre pad/	Duomatic / Laser Mambo / Samba Sprinter / iMatic	    
4	rinsing   	<input type="checkbox"/>	pure water		 Pad red/  Microsol fibre pad/	Monomatic I / Duovac / Duomatic / Laser	after spray cleaning no necessary   
3	 spray cleaning full spray	<input type="checkbox"/>	Antiwax forte	10 - 30%	C  Pad red/ B  Pad blue/	Monomatic DS / Spray unit	

* basic treatment / structure: B: coated / C: waxed / D: oiled / E: sealed / F: untreated / G: maintenance care product / P: polishing / S: structured / V: heavily soiled

important: change pad often
 Use a coin or a key to do a scratch test, to check if all the protective coating has been removed.
 When white abrasion occurs, carry out a full clean to remove all the protective coating
 For initial cleaning after basic cleaning, see "initial cleaning".

General instructions for cleaning and care

no.51 Wood or cork parquet (sealed)



protective treatment

object _____

date _____











address _____

customer _____

work process: select one work stage from each number

room classification _____

representative _____

	cleaning method	* recommendations chemical products	dosage	* recommendations pad / brush / mop / cloth	recommendations machine / tool	comments
1	 dusting damp mopping			Masslinn 2000/Floorwit white Synthetic fur	Balit Varifix/	
1	 dry vacuum cleaning			S Dust roller nozzle	Monovac / Scuba	
first protective treatment (with the same product as in maintenance cleaning)						
2	 spray cleaning full spray	Waxspray Elfspray Polish	100% 100% 33%	● Pad yellow/	Monomatic DS / Spray unit Monomatic HS /	after polishing 
coating						
2	 waxing	Polish	100%	Cover for Florfix Flat mop/	Florfix/ Drewell/ Buket plast 22l	1 - 3 thin layers  
buffing wax treatment (only if necessary)						
3	 dusting damp mopping			Masslinn 2000/Floorwit white Synthetic fur	Balit Varifix/ Balit/	if needed
4	 polishing, vacuum polishing			C ● Pad yellow/	Monomatic HS / Suction ring Monon Monomatic DS /	after polishing 

* basic treatment / structure: B: coated / C: waxed / D: oiled / E: sealed / F: untreated / G: maintenance care product / P: polishing / S: structured / V: heavily soiled

important: before protective treatment: the floor must be perfectly stripped, thoroughly rinsed and completely dry!
When spray cleaning, you should change your pad often
Let dry protection treatment completely between the layers and before use
Process treatment of protection: see description of method
For initial cleaning with maintenance cleaner after protective treatment, see "initial cleaning".

General instructions for cleaning and care


no.51 Wood or cork parquet (sealed)



Information about the flooring



Wetrok AG cannot accept any liability for damages due to improper use.
For security information, see the safety data sheet at www.wetrok.ch.
Wear protection: gloves, safety goggles, work clothes
Follow the information and remarks on the label, product data sheet and material safety data sheet.
The product data sheet describes the product and gives information about its application, storage. See www.wetrok.ch
The recommended colours of pad and brushes consist to the actual wWetrok product range
Follow the special cleaning and care instructions of the floor manufacturer
The cleaning and care instructions are recommendations and suggestions and apply to floorings in object quality.



Strong alkalines can destroy or discolour wood coverings. Use a special basic linoleum cleaner!
Wood coverings are sensitive to abrasive pads and brushes.
Factory sealed parquet is water sensitive. Water can penetrate into the wood covering through the joints.
Permanent exposure to moisture should be avoided with wood coverings. Mop as little as possible and wring out the mop thoroughly.
Allow it to dry completely before applying a protective treatment! Allow longer drying times than for non-porous coverings such as PVC.



Hardwoods (deciduous wood) such as oak, beech, ash, maple, walnut and acacia, or exotic woods, are processed into parquet.
Softwoods (coniferous wood) such as spruce, fir and pine are mostly used in the manufacturing of floor boards (long tongue-and-groove boards).
Certain manufacturers seal the wood coverings at the factory.
Humidity variations cause wood to shrink (dry out) or swell (exposure to moisture) and, possibly, warp (moisture).
Distinguishing feature: appearance of wood, dull sound when tapped.



Remove loose dirt before every cleaning, damp mop smooth floors and vacuum structured floors.
Cleaning agents and surface treatments may alter the appearance and properties of a floor's surface.
Test on an inconspicuous spot to find which product is suitable for your requirements.
Test beforehand on an inconspicuous spot to see if the cleaning agent or surface treatment damages the floor.
Dirt-trapping zones, incl. dirt-trapping mats (Wetrok Gardamat) in the entrance, at least 7m long, greatly reduce the amount of dirt tracked into the building.

If you have any questions, please don't hesitate to contact us.
For training courses, contact the Wetrok Academy, tel. +41 (0)43 255 51 43 or academy@wetrok.ch.

Wetrok AG Steinackerstrasse 62, CH-8302 Kloten, Tel +41 (0)43 255 51 51, info@wetrok.ch, www.wetrok.ch, www.wetrok.com