

General instructions for cleaning and care



































no. 60 Sport floor (wood parquet, PU-sealed)

**cleaning system without treatment
end of construction**

object _____
address _____
room classification _____

date _____
customer _____
representative _____

work process: select one work stage from each number

cleaning method	recommendations * chemical products	dosage	recommendations pad / brush / mop / cloth	recommendations machine / tool	comments
1  dry vacuum cleaning			Dust roller nozzle	Twinvac / Monovac /	large areas: sweeping
2  dusting damp mopping			Masslinn / Floorwit Multi squeegee/	Balit Varifix/ Balit/	
cleaning without maintenance care product (if coating follows)					
3  wet mopping direct method	Ecofloor Alcosal Antiwax forte	0.5 - 1% 1 - 2% 2 - 5%	Micro-Mop Top/ Microsol mop/	Socar / Drewell	 
3  scrubber drying direct method	Ecofloor Reshine Antiwax forte	0.5 - 1% 3 - 5% 2 - 5%	V  Pad red/  Pad blue/  Microsol fibre pad/	Duomatic / Laser Mambo / Samba Sprinter / iMatic	
3  wet scrubbing and wet vacuuming	Reshine Antiwax forte	3 - 5% 2 - 5%	V  Pad red/  Pad blue/  Microsol fibre pad/	Monomatic I / Watertank Duovac /	heavily soiled   
3  polishing, vacuum polishing			B  US pad yellow/ B  Pad Blue Ice/	Monomatic US / Suction ring Monomatic HS /	after polishing 
cleaning with maintenance care (first protective treatment with same product as in maintenance cleaning)					
4  wet mopping direct method	Redur	0.5 - 2%	Flat mop/ Micro-Mop Top/	Socar / Drewell	 
4  scrubber drying direct method	Redur	0.5 - 2%	 Pad red/  Microsol fibre pad/	Duomatic / Laser Mambo / Samba Sprinter / iMatic	
4  spray cleaning full spray	Polyspray	100%	P  Pad red/  Pad yellow/	Monomatic DS / Spray unit	after polishing 

* basic treatment / structure: B: coated / C: waxed / D: oiled / E: sealed / F: untreated / G: maintenance care product / P: polishing / S: structured / V: heavily soiled

General instructions for cleaning and care

no.60 Sport floor (wood parquet, PU-sealed)



maintenance cleaning

object _____

date _____





























address _____

customer _____

work process: select one work stage from each number

room classification _____

representative _____

	cleaning method	frequency	recommendations * chemical products	dosage	* recommendations pad / brush / mop / cloth	recommendations machine / tool	comments
1	 dusting damp mopping	<input type="checkbox"/>			Masslinn / Floorwit Synthetic fur	Balit Varifix/ Balit/	
2	 chewing gum removal	<input type="checkbox"/>	Karpfrost Karpotek	100%			if needed 
cleaning without maintenance							
3	 wet mopping direct method	<input type="checkbox"/>	Ecofloor Reshine Alcosal	0.5 - 1% 1 - 2% 1 - 2%	Micro-Mop Top/ Mop Microbrush/ Mop Variwet	Wetbox system Socar / Drewell Variwet / B. Varifix	 
3	 scrubber drying direct method	<input type="checkbox"/>	Ecofloor Libero Reshine	0.5 - 1% 0.5 - 3% 1 - 2%	V  Pad red/  Pad blue/  Microsol fibre pad/	Duomatic / Laser Mambo / Samba Sprinter / iMatic	
3	 polishing, vacuum polishing				B  US pad yellow/ B  Pad Blue Ice/	Monomatic US / Suction ring Monomatic HS /	after polishing 
cleaning with maintenance							
3	 wet mopping direct method	<input type="checkbox"/>	Redur	0.5 - 2%	Micro-Mop Top/ Mop Microbrush/ Mop Variwet	Wetbox system Socar / Drewell Variwet / B. Varifix	 
3	 scrubber drying direct method	<input type="checkbox"/>	Redur	0.5 - 2%	V  Pad red/  Pad blue/  Microsol fibre pad/	Duomatic / Laser Mambo / Samba Sprinter / iMatic	
3	 spray cleaning partial spray	<input type="checkbox"/>	Polyspray	100%	P  Pad red/  Pad yellow/  Microsol fibre pad/	Monomatic DS / Spray unit	after polishing 

* basic treatment / structure: B: coated / C: waxed / D: oiled / E: sealed / F: untreated / G: maintenance care product / P: polishing / S: structured / V: heavily soiled

important: When spray cleaning, you should change your pad often

General instructions for cleaning and care

no.60 Sport floor (wood parquet, PU-sealed)



interim cleaning

object _____

date _____


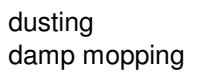


























address _____

customer _____

work process: select one work stage from each number

room classification _____

representative _____

	cleaning method	* recommendations chemical products	dosage	* recommendations pad / brush / mop / cloth	recommendations machine / tool	comments
1	 dusting  damp mopping			Masslinn / Floorwit Synthetic fur	Balit Varifix/ Balit/	
2	 chewing gum removal	Karpfrost Karpotek	100%			if needed 
cleaning without maintenance						
3	 wet mopping indirect method			Micro-Mop Top/ Mop Microbrush/ Flat mop/	Wetbox system Socar / Drewell	 
3	 scrubber drying indirect method			V  Pad red/  Pad blue/  Microsol fibre pad/	Duomatic / Laser Mambo / Samba Sprinter / iMatic	 
3	 polishing, vacuum polishing			B  US pad yellow/ B  Pad Blue Ice/	Monomatic US / Suction ring Monomatic HS /	after polishing 
3	 resin removal	Reshine Indumat	10% 3 - 5%	 Pad red/  Microsol fibre pad/	Duomatic / Laser Mambo / Samba Sprinter / iMatic	scrubber drying indirect method   
cleaning with maintenance						
3	 spray cleaning full spray	Polyspray	100%	P  Pad red/ V  Pad yellow/  Microsol fibre pad/	Monomatic DS / Spray unit	after polishing 

* basic treatment / structure: B: coated / C: waxed / D: oiled / E: sealed / F: untreated / G: maintenance care product / P: polishing / S: structured / V: heavily soiled

important: When spray cleaning, you should change your pad often
For initial cleaning after interim cleaning, see "initial cleaning".

General instructions for cleaning and care

no.60 Sport floor (wood parquet, PU-sealed)



basic cleaning

object _____

date _____


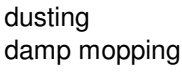









































address _____

customer _____

work process: select one work stage from each number

room classification _____

representative _____

	cleaning method	frequency	* recommendations chemical products	dosage	* recommendations pad / brush / mop / cloth	recommendations machine / tool	comments
1	 dusting  damp mopping	<input type="checkbox"/>			Masslinn / Floorwit Synthetic fur	Balit Varifix/ Balit/	
2	 chewing gum removal	<input type="checkbox"/>	Karpotek Karpfrost	100%			if needed 
cleaning without maintenance							
3	  wet scrubbing and wet vacuuming	<input type="checkbox"/>	Antiwax forte Relino	30 - 50% 20 - 50%	 Pad blue/  Pad red/  Microsol fibre pad/	Monomatic I / Watertank Duovac /	   
3	 scrubber drying indirect method	<input type="checkbox"/>	Antiwax forte Relino	30 - 50% 20 - 50%	 Pad blue/  Pad red/  Microsol fibre pad/	Duomatic / Laser Mambo / Samba Sprinter / iMatic	    
3	 spray cleaning full spray	<input type="checkbox"/>	Antiwax forte	30 - 50%	 Pad red/  Pad blue/  Microsol fibre pad/	Monomatic DS / Spray unit	
4	  resin removal	<input type="checkbox"/>	Reshine Indumat	10% 3 - 5%	 Pad red/  Microsol fibre pad/	Duomatic / Laser Mambo / Samba Sprinter / iMatic	scrubber drying indirect method   
5	rinsing   	<input type="checkbox"/>	pure water		 Pad red/  Pad blue/  Microsol fibre pad/	Monomatic I / Duovac / Duomatic / Laser	large areas: scrubber-dryer   

* basic treatment / structure: B: coated / C: waxed / D: oiled / E: sealed / F: untreated / G: maintenance care product / P: polishing / S: structured / V: heavily soiled

important: change pad often

General instructions for cleaning and care

no.60 Sport floor (wood parquet, PU-sealed)



Information about the flooring



Wetrok AG cannot accept any liability for damages due to improper use.
For security information, see the safety data sheet at www.wetrok.ch.
Wear protection: gloves, safety goggles, work clothes
Follow the information and remarks on the label, product data sheet and material safety data sheet.
The product data sheet describes the product and gives information about its application, storage. See www.wetrok.ch
The recommended colours of pad and brushes consist to the actual wWetrok product range
Follow the special cleaning and care instructions of the floor manufacturer
The cleaning and care instructions are recommendations and suggestions and apply to floorings in object quality.



Strong alkalines can destroy or discolour wood coverings. Use a special basic linoleum cleaner!
Sport floors (wood parquet PU-sealed) are sensitive to abrasive pads and brushes.

Water can penetrate into the sport floor covering through the joints.
Permanent exposure to moisture should be avoided with sport floors (wood parquet) coverings. Mop as little as possible and wring out the mop thoroughly.
Allow it to dry completely before applying a protective treatment! Allow longer drying times than for non-porous coverings such as PVC.

Humidity variations cause wood to shrink (dry out) or swell (exposure to moisture) and, possibly, warp (moisture).

Distinguishing feature: appearance of wood, bright sound when tapped.



Remove loose dirt before every cleaning, damp mop smooth floors and vacuum structured floors.
Cleaning agents and surface treatments may alter the appearance and properties of a floor's surface.
Test on an inconspicuous spot to find which product is suitable for your requirements.
Test beforehand on an inconspicuous spot to see if the cleaning agent or surface treatment damages the floor.
Dirt-trapping zones, incl. dirt-trapping mats (Wetrok Gardamat) in the entrance, at least 7m long, greatly reduce the amount of dirt tracked into the building.

If you have any questions, please don't hesitate to contact us.
For training courses, contact the Wetrok Academy, tel. +41 (0)43 255 51 43 or academy@wetrok.ch.

Wetrok AG Steinackerstrasse 62, CH-8302 Kloten, Tel +41 (0)43 255 51 51, info@wetrok.ch, www.wetrok.ch, www.wetrok.com